
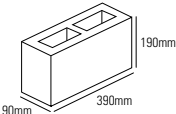
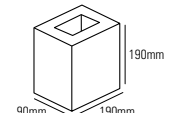
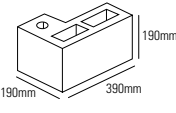
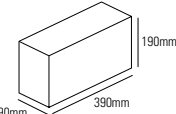


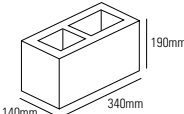
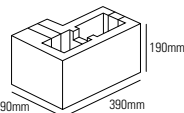
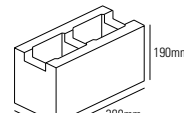
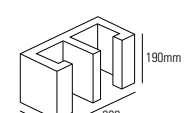
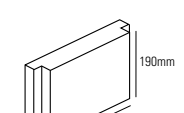
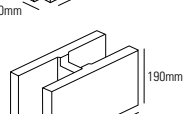
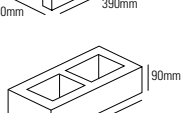
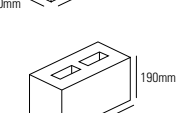
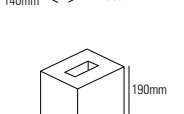
adbriMASONRY

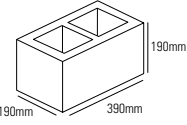
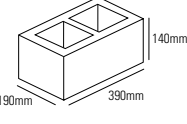
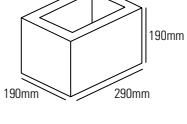
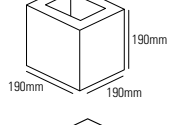
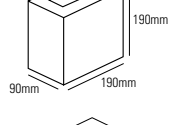
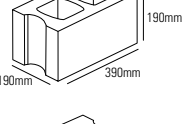
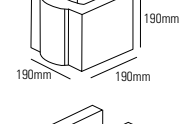
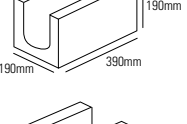
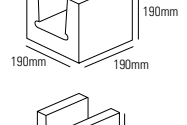
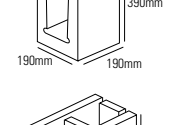
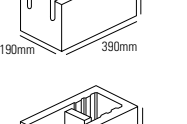
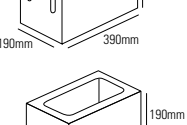
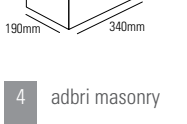


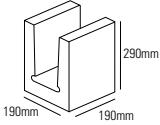
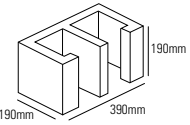
BESSER[®] BLOCK & BRICK
SOUTH QUEENSLAND

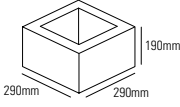
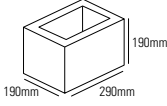
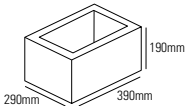
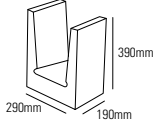
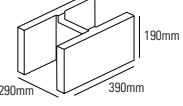
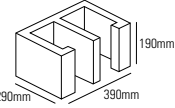
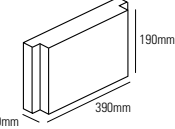
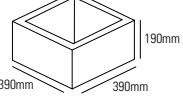
Products	Description	Code	No. per pallet	Half pallet available Y/N	Weight per unit (kg)
Block - 100mm Series					
	Standard	10.01	144	N	9.2
	Half	10.03	360	N	4.5
	L-Shape Corner Return	10.25	120	N	11.8
	Full Solid	10.31	108	N	12.8

Products	Description	Code	No. per pallet	Half pallet available Y/N	Weight per unit (kg)
Block - 150mm Series					
	Standard	15.01	144	Y 72	11.2
	Three Quarter	15.02	192	N	8.4
	Half	15.03	240	N	6.25
	Control Joint	15.09	120	N	13.8
	Control Joint Half	15.10	192	N	8.1
	Lintel	15.12	120	N	13.1
	Knock-out Bond Beam	15.20	144	N	11.1

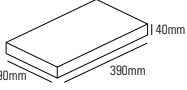
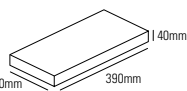
Products	Description	Code	No. per pallet	Half pallet available Y/N	Weight per unit (kg)
Block - 150mm Series					
	Seven Eights Closure	15.22	162	N	11.2
	L-Shape Corner Return / Universal Knockout	15.25	126	N	13.8
	Channel	15.42	120	N	9.9
	Cleanout Block	15.45	120	N	10.3
	Clean Out Tile	20.45A	288	N	3.5
	'H' Block	15.48	144	Y 72	12.5
	Standard Half Height	15.71	240	N	5.9
	Full Thickwall	15.801	120	N	16.1
	Half Thick Wall	15.803	192	N	8.2




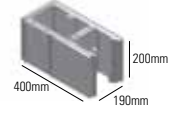

Products	Description	Code	No. per pallet	Half pallet available Y/N	Weight per unit (kg)
Block - 200mm Series					
	Standard	20.01	108	Y 54	13.3
	Three Quarter Height Standard	20.011	144	N	10.5
	Three Quarter	20.02 30.03	144	Y 72	10.1
	Half	20.03	216	Y 108	7.5
	Quarter	20.04 10.03	288	N	4.5
	Control Joint Full	20.09	72	Y 36	14.4
	Control Joint Half	20.10	72	Y 36	8.4
	200mm Lintel	20.12	90	N	18.5
	Half Lintel	20.13	180	N	8.1
	Deep Lintel	20.18	108	N	14
	Knockout Bond Beam	20.20	108	Y 54	14.2
	Corner Bond Beam	20.21	108	Y 54	14.7
	Seven Eights Closure	20.22	108	N	12.2

Products	Description	Code	No. per pallet	Half pallet available Y/N	Weight per unit (kg)
	Three Quarter Lintel	20.25	144	Y 72	11.2
	Sill Bullnose	20.40	260	N	6.4
	200mm Channel	20.42	108	Y 54	13.5
	Clean Out Block	20.45	108	Y 54	14.5
	Clean Out Tile	20.45A	288	N	3.6
	'H' Block	20.48	108	Y 54	12.5
	Pier 'C' Block	20.61	108	Y 54	11.7
	Half Height	20.71	180	Y 90	7.5
	Three Quarter Half Height	20.72	288	N	5.6
	Half Height Half	20.73	360	N	3.6
	45 Deg Squint	20.739	126	N	10.5
	Single Core	20.925	108	N	12.9

Products	Description	Code	No. per pallet	Half pallet available Y/N	Weight per unit (kg)
Block - 300mm Series					
	Three Quarter	30.02	96	N	15.56
	Half	30.03 20.02	144	N	10.1
	Single Core	30.925	72	N	17.9
	Deep Lintel	30.18	60	N	15.8
	'H' Block	30.48	72	Y 36	15.8
	Cleanout Block	30.45	72	Y 36	21.2
	Clean Out Tile	20.45A	288	N	3.5
	Single Core	40.925	54	N	22.2

Products	Description	Code	No. per pallet	Half pallet available Y/N	Weight per unit (kg)
Brick Series					
	Quick Brick	BBW110162CR	300	N	5.7
	Single Brick	BBW110076SL	420	N	3.4

Products	Description	Code	No. per pallet	Half pallet available Y/N	Weight per unit (kg)
Capping Series					
	Capping Tile	50.31c	216	N	5.5
	Capping Tile	15.71c	288	N	4.9

Products	Description	Code	No. per pallet	Half Pallet Available Y/N	Weight per unit (kg)
Versaloc® - 200 Series					
	Versaloc® Standard Unit	BV2991	72	N	15.6
	Versaloc® Full End Unit ¹	BV2992	48 Fulls + 48 Halves	N	17.5
	Versaloc® Half End Unit ¹	BV2993	48 Fulls + 48 Halves	N	9
	Versaloc® Lefthand Corner ²	BV2995L	36 Lefts + 36 Rights	N	15.3
	Versaloc® Righthand Corner ³	BV2995R	36 Lefts + 36 Rights	N	15.3

¹ Sold as a pair with half ends. ² Sold as a pair with right corners. ³ Sold as a pair with left corners.
* Prices may vary due to rounding.

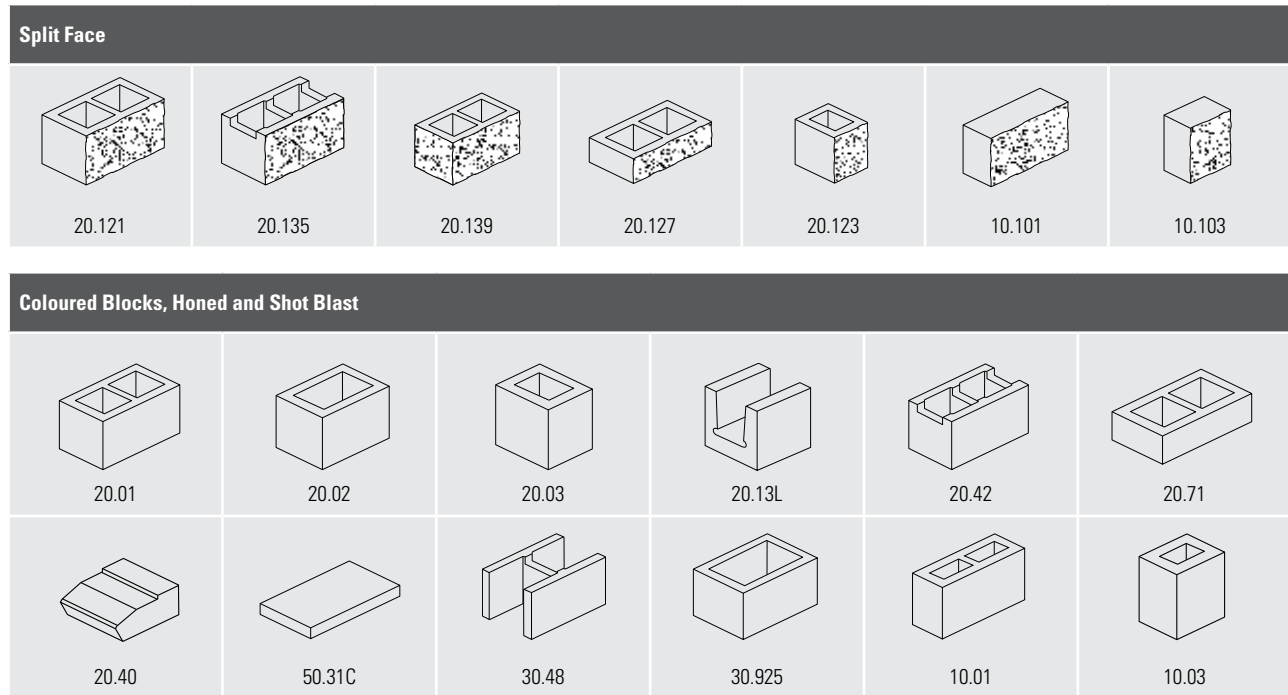
Natural Colour Variation:

Please be aware that Besser® Blocks are made from natural materials and as such colour variation does occur. These variations can be caused by such things as raw material colour, moisture, plant location, length of time a product has been store, etc.

With this in mind Adbri Masonry do not guarantee that all products will be the same colour or shade. If you require "face" block-work please talk to your sales representative before placing your order so we can endeavour to colour match, or make the product specifically for your project needs.


Architectural Coloured Masonry

The following blocks are available in value added architectural texture finishes.



* Minimum quantities and lead times apply for all orders of Architectural Block.

* Please see Architectural Masonry South Queensland Brochure for available colours and important information about Adbri's Architectural Masonry Products.



MORTAR AND GROUT INFORMATION

The Three Principal Functions of Mortar are:

1. To provide an even bedding for the blocks and allow level courses by taking up small variations in unit height.
2. To transmit compressive loads
3. To hold the blocks together in the wall by bonding to them, so that tensile and shear forces can be carried (this is often referred to as bond strength). This is particularly important so that units on the top of a wall are not easily dislodged.

In order to provide a good bond between the units and the mortar, the following guidelines should be followed:

- An appropriate mortar mix design should be selected - see table below
- The mortar should be batched accurately using some consistent form of volume measurement, e.g. 1/2 bag of cement, 1/2 bag of lime, and 18 shovels of sand for a 1:1:6 mix.
- The sand used in mortar should be clean pit sand, masonry sand or plasterer's sand. Clayey loam or sand containing organic impurities will affect the mortar strength and should not be used.
- Mortar should be discarded and not retempered, after the initial set of the cement has taken place.
- Admixtures. Caution should be exercised when using lime replacing additives such as plasticisers or workability agents. They should only be used if specified by the architect or engineer and then strictly in accordance with the manufacturers instructions.
- Detergent should never be used


Table of Mortar Mixes

Mix Proportions by Volume			Methyl Cellulose Added (see note 1)	Where Used
GP Portland Cement	Lime	Sand		
1	1/4	3	Optional	High durability - use when in contact with earth, in retaining walls, below DPC's in fences adjacent to the sea, in capping courses to fences and parapets
1	1/2	4 1/2	Optional	Structural blockwork and severe exposure - fences - external walls adjacent to sea front
1	-	4	Yes	
1	1	6	Optional	General purpose with moderate exposure
1	-	5	Yes	
1	2	9	No	Fireplaces, barbecues and incinerators

Note: Methyl Cellulose water thickener is used to prevent the rapid drying out of the mortar thus improving its workability as well as increasing bond strength. It does not have the detrimental effect of some plasticisers. It is available under the trade name DYNEX or similar.

Volume of Grout Used in Filling Cores

Block Type	Volume of Concrete to Fill 1m ² Wall Area (m ³)	Volume of Concrete to Fill 100 Block (m ³)	(Approx.) No. of Blocks Filled by 1 Cubic Metre (m ³)
15.01 / 15.42	0.054	0.43	220
20.01 / 20.42	0.100	0.66	150
20.48 'H' Block	0.100	0.80	120
30.48	0.180	1.44	69





BRICKS

| BESSER® BLOCKS

| PAVERS

| RETAINING WALLS

For all technical enquiries please email masonrytech@adbri.com.au and speak directly with our in-house Technical and Engineering Teams.

Free pallet collection service freecall 1800 674 961 or drop pallets back to place of purchase or lodge your pallet pick up online at adbri.com.au

Pallets remain Adbri Masonry property. Please telephone us for collection of pallets and keep pallets empty and stacked in a safe and accessible area for collection.

We will not accept any returns or claims more than 7 days after delivery or after products have been installed. We will not accept returns unless transport arrangements have been agreed and the products are in 'as received' condition and accessible for collection. We will only accept returns as follows:

- Paving and Retaining Walls - returns accepted only in full pallets stacked in original configuration.
- No returns accepted for any made to order product.

The information in this brochure is to be used only with the specific Adbri Masonry products shown. All images, designs, drawings and other depictions of the installation and/or use of products in this document are examples only, and should not be relied on. To the maximum extent permitted by law, in no circumstances will Adbri Masonry be liable to any party for any direct, indirect, consequential, incidental, special or economic loss, damage or injury (which may include loss of profits, loss or damage to goodwill, direct or indirect loss or damage to equipment or property, loss or damage arising from accident, loss of profits or other commercial losses) suffered or incurred by that party.

Adbri Masonry makes no express warranties or representations regarding the products, designs or information set out in this document, and to the maximum extent permitted by law, excludes all representations, warranties, terms, conditions and guarantees regarding the products and designs and information set out in this document, and any other goods or services supplied or provided by Adbri Masonry to the customer that are implied by law (including the general law) or custom. While Adbri Masonry does not exclude, restrict or modify any guarantees, warranties and conditions implied by applicable laws that cannot lawfully be excluded, restricted or modified, including but not limited to those set out in the Australian Consumer Law, to the maximum extent permitted by law Adbri Masonry's liability to any party for a breach of any such applicable non-excludable terms is limited to, at the option of Adbri Masonry: (a) in the case of goods - replacement of the goods, the supply of equivalent goods, repair of the goods, payment of the cost of replacing the goods or acquiring equivalent goods, or payment of the costs of having the goods repaired; and (b) in the case of services - the supply of the services again or payment of the cost of having the services supplied again.

Contact Us



adbri.com.au



1300 365 565



enquiries@adbri.com.au

Besser Brick & Block Guide

SQLD - April 2018

ABM1025

Adbri Masonry Pty Ltd

ABN: 31 009 687 521

Versastone®, Versawall™, Wallstone®, Wallstone Urban®, Miniwall® and the Adbri Masonry logo are registered trademarks of Adbri Masonry Pty Ltd.

Allan Block® is a registered trademark of Allan Block Corporation used under license.

Windsor and Natural Impressions® are trademarks of Anchor Wall Systems Inc. used with permission.

adbriMASONRY
inspired living